



SUSTAINABILITY ANNUAL REPORT 2022/23

1. INTRODUCTION

- 1.1. This paper provides a report on the College's activities to promote sustainability during 2022/23.

2. BACKGROUND

- 2.1. With sustainability becoming an increasingly important part of life and an important issue for students, this Sustainability Annual Report has been produced to provide information on how the College is currently performing and what is being done to reduce the College's carbon footprint and make progress towards its aim of becoming carbon neutral by 2030.
- 2.2. The Corporation has discussed the climate emergency and agreed to declare a climate emergency and to make sustainability one of the Colleges core values for the period 2022-2025.

3. REVIEW OF OBJECTIVES

- 3.1. The following table below highlights the objectives that were set for 2022/23 and the progress against these.

OBJECTIVE	UPDATE
Continuing progress with the AoC sustainability roadmap	Continued work on roadmap being achieved
Installing Green Living Roof over walkway between A and B Block to increase College Bio-Diversity	Completed
Completing 'Sustainable Classroom' concept	Project Completed in terms of build, branding to be put up.
Working with Aquafund UK to reduce water consumption	Billing data being reviewed by Aquafund in Stage 1

OBJECTIVE	UPDATE
Driving through CO2 emission reductions through careful management of the Building Management Systems across College.	A 15% decrease year on year was recorded on gas usage
Delivering the newly refurbished APC B Block Engineering Centre with a host of renewable technologies including Air Source Heat pumps and AHU ventilation.	Utilisation of the existing plant is occurring with an increase in AHU ventilation.
Delivering Decarbonisation Plan with external consultants and apply for SALIX grant funding off the back of conclusions.	Completed
Upskilling within the estates team on measuring Scope 3 emissions and reporting on these within annual report.	Completed
Producing an annual streamlined carbon usage report and ensure visibility.	Complete for 2022/23
Obtaining annual Display Energy Certificates (DECs) for buildings and acting on any findings.	Complete for 2022/23
Reducing waste tonnage produced by College and increasing the amount of this diverted from landfill	Ongoing
Working with local partners on delivering the Net Zero agenda.	Attend Leicester Climate Partnership and chair subgroup on Food Procurement
Continuing to increase the amount of meat free alternatives available in College refectories.	A number of meat free alternatives are available most days. This has proved most popular at SMC.
Helping to embed Sustainable Development Goals within curriculum delivery	Curriculum sub-group established by Debi Donnarumma
Working with Santander Cycles on projects relating to marketing of E-Bike scheme with the vision of a station being installed on campus.	Santander Cycle scheme unfortunately has gone into liquidation and is no longer present in the City.
Installing up to 6 electric vehicle charging points including 'fast charging points' around the campus as part of a successful SDF bid.	10 installed across campuses, 3 FPC, 4 APC and 3 SMC
Procuring an electric van to replace the College's combustion engine post van.	This has not been required and order is on hold
Completing out of hours energy audits	To be completed
Students to complete a form of Sustainability awareness	To be completed

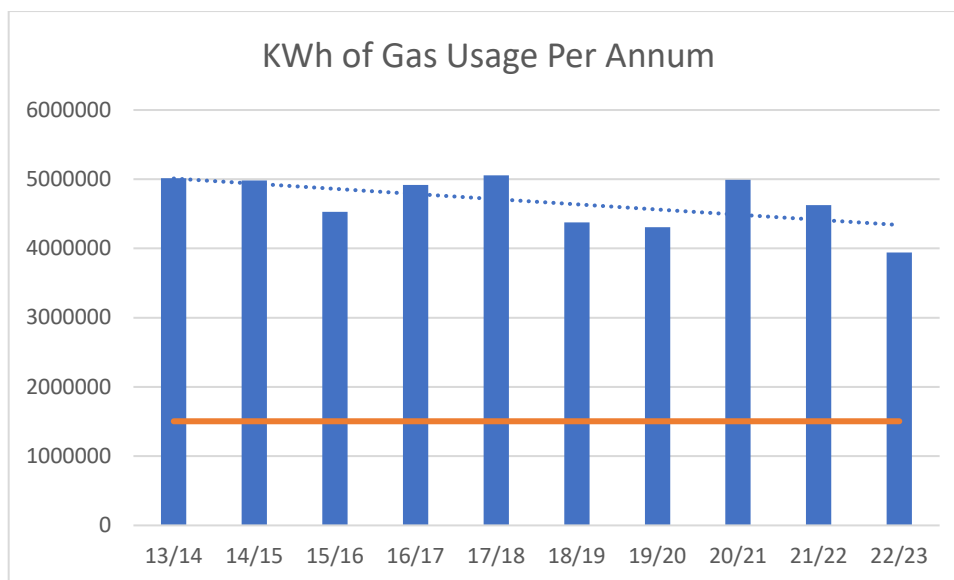
OBJECTIVE	UPDATE
Each curriculum area to be represented by an Environmental Champion.	Sustainability ambassadors appointed

4. UTILITY CONSUMPTION

4.1. Gas

4.1.1. The College's main campuses and outreach centres (minus the Sue Townsend Theatre and City Skills Centre) are all served by gas. This contract was renewed March 2022 for a period of 12 months.

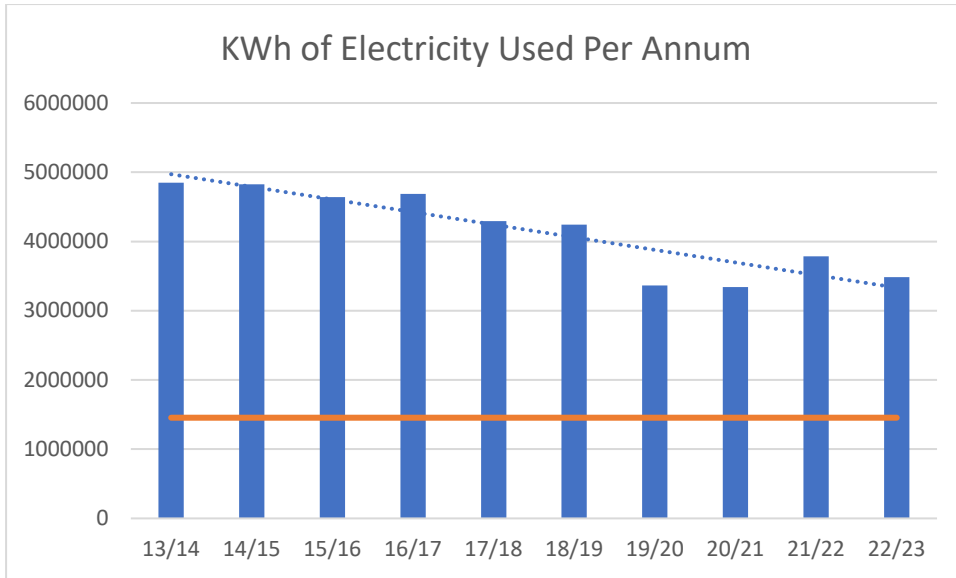
4.1.2. The chart below shows historic performance, with the baseline year selected being 2013/14. A 15% reduction on usage has been achieved this year in relation to 2021/22, saving 159,194 KG CO₂e.¹



4.2. **Electricity**

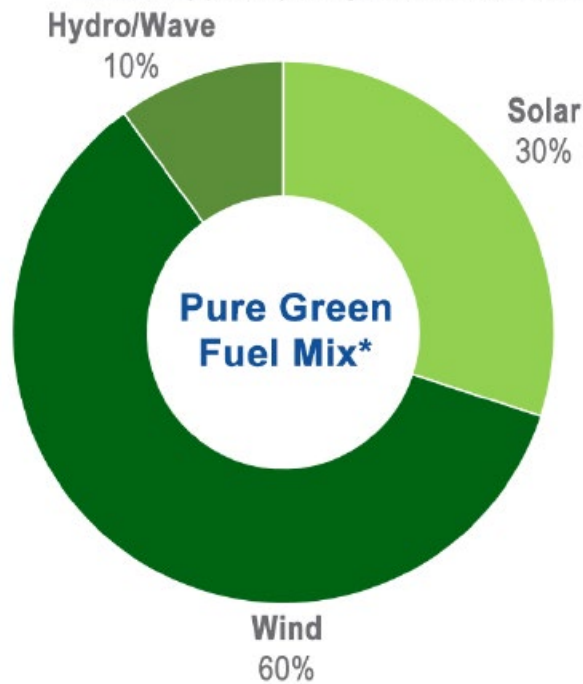
4.2.1. Over the past nine years the overall trend of electrical usage has been one of reduction against the base year selected. The College's medium term KPI reduction target is highlighted in orange.

¹ CO₂e means "carbon dioxide equivalent". CO₂e is a measurement of the total greenhouse gases emitted, expressed in terms of the equivalent measurement of carbon dioxide.



4.2.2. The College’s current energy provider, West Mercia Energy, provides electricity on a Pure Green basis backed by Region of Origin Certification. The make-up of electricity is as follows:

* The actual generation mix cannot be guaranteed until after the delivery period (when generation is confirmed)



KPI SCOPE 1 & 2 EMISSIONS

- Reduce total Scope 1 and 2 carbon emissions arising from energy consumption by 70% by 2025-26 against the baseline year 2013-14.

- Up to the end of 2022/23 total Scope 1 and 2 carbon emissions arising from energy consumption have reduced by 25% against the baseline year 2013-14.

5. STREAMLINED CARBON REPORTING

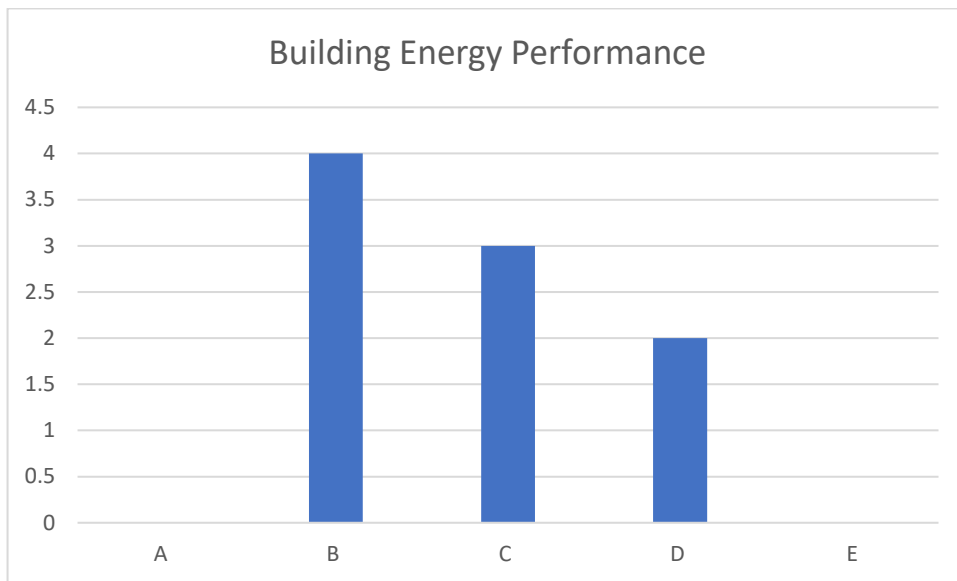
- 5.1. The Companies and Limited Liability Partnerships Regulations 2018 were brought in to increase awareness of energy costs within organisations. In respect of this, the 2018 Regulations require large unquoted companies and educational establishments that have consumed more than 40,000 kilowatt-hours (kWh) of energy in the reporting period to include energy and carbon information on their websites. While not covered by the Regulations, colleges are asked to report this information by the ESFA.
- 5.2. The table below shows the main summary table for the reporting period and previous year's figures.

Greenhouse gas emissions and energy use data for the period 1 August to 31 July – UK	2019/20	2020/21	2021/22	2022/23
Energy consumption used to calculate emissions (kWh)	7,181,945	8,334,712	8,411,803	7,428,353
Scope 1 emissions in metric tonnes CO₂e				
Gas consumption	774	982.29	851	775.70
Transport	4.77	0.22	4.48	2.84
Total Scope 1	778.77	982.51	855.48	778.54
Scope 2 emissions in metric tonnes CO₂e				
Purchased Electricity	631	709.58	804.00	740.15
Total gross emissions in metric tonnes CO₂e	1,423	1,692.10	1,659.48	1,518.69
Intensity Ratio				
Tonnes CO₂e per member of staff	1.20	1.43	1.4	1.41

6. DISPLAY ENERGY CERTIFICATES

- 6.1. The Display Energy Certificates (DECs) and Energy Performance Certificates (EPCs) are the main parameters that we currently use to benchmark and monitor the performance of our buildings.

- 6.2. As a whole buildings within the portfolio are performing well, with the most inefficient buildings being Freeman's Park A Block and C Blocks (Rated D).



7. GREEN TRAVEL

- 7.1. Sustainable travel of both students and staff represents a large body of work and an important area in helping the College continue to offset its carbon emissions. In terms of work carried out during this academic year:

- 7.1.1. Dr Bike – free bicycle MOTs for staff and students, which occurs several times a year at all campuses with circa 30-45 bikes being repaired each session.
- 7.1.2. Installation 10 EV charging points across campus for staff and visitors.
- 7.1.3. The electric Hop bus provided by Leicester City Council, which circumnavigates Leicester and the College's three campuses has meant the College has not needed to provide an intercampus bus.

8. FOOD INC REFECTORIES

- 8.1. The College currently operates from three refectories within the main campuses. As part of these numerous sustainable initiatives have been completed including:

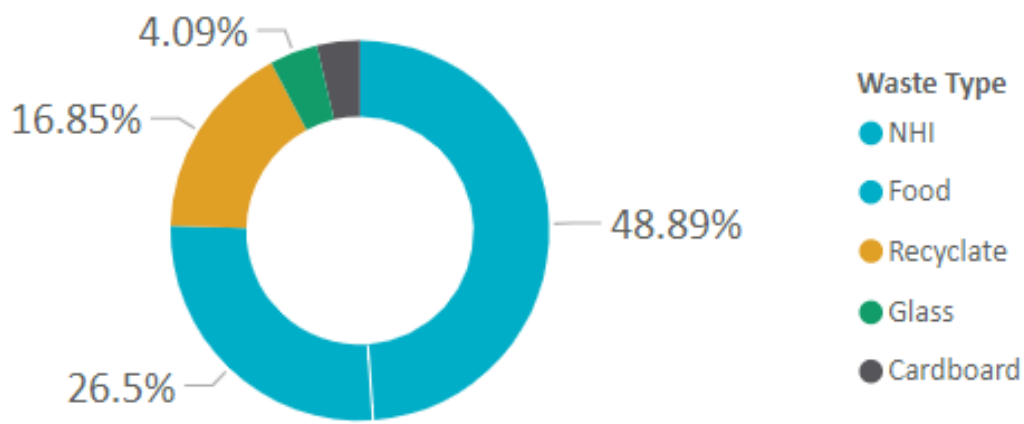
- Sale of Fairtrade teas, coffee, and chocolate. Sale of 100% sustainably sourced cocoa chocolate bars.
- Recycling of used cooking oil, glass wear and clear plastic cutlery, disposable containers, along with PTET1 plastic water bottles fully recyclable, including label and cap.
- Removing polystyrene from take away containers. Now only recyclable containers are used
- Food waste goes to an anaerobic digester plant - bio generator
- Using local suppliers to reduce food miles. - LIFE (local, independent, fair, ethical) with a 50-mile radius where possible
- Offering 'use your own cup' incentives.

- Buying in season food and vegetables, where possible
- Enacted Food Waste Action Week
- All Campuses switched to 'Meat Free Mondays'

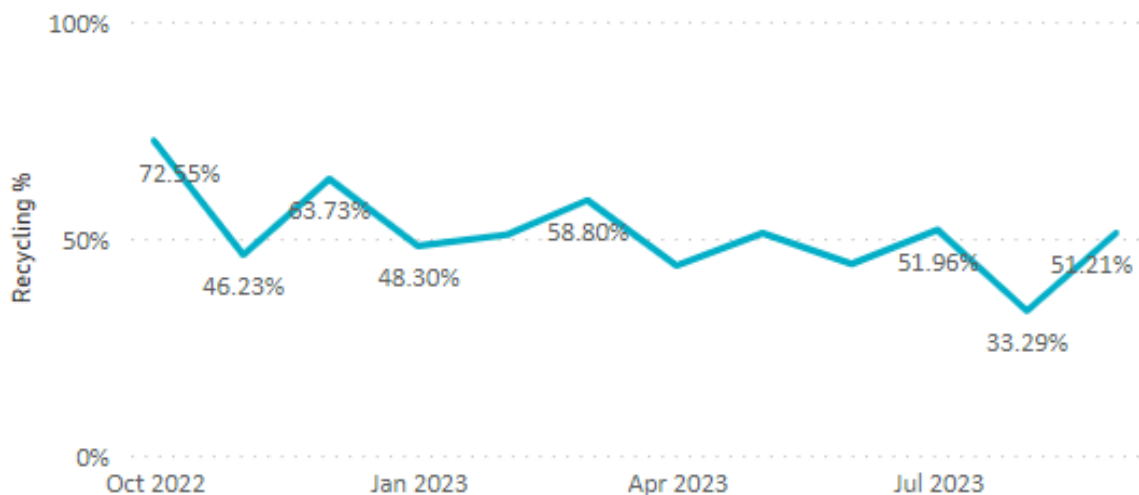
9. WASTE

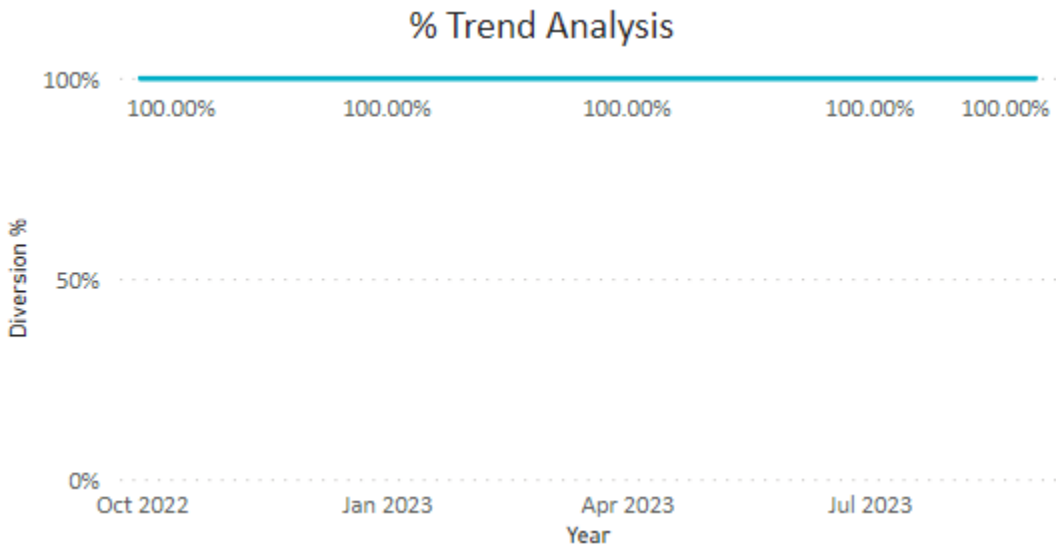
9.1. The College commenced a contract with a new waste provider in October 2022 and the reporting streams have increased greatly allowing better data analysis. To date 100% of waste has been diverted from landfill with an average of 50% of waste being recycled with 201 tonnes of waste collected.

Total Weight (kg) by Waste Type



% Trend Analysis

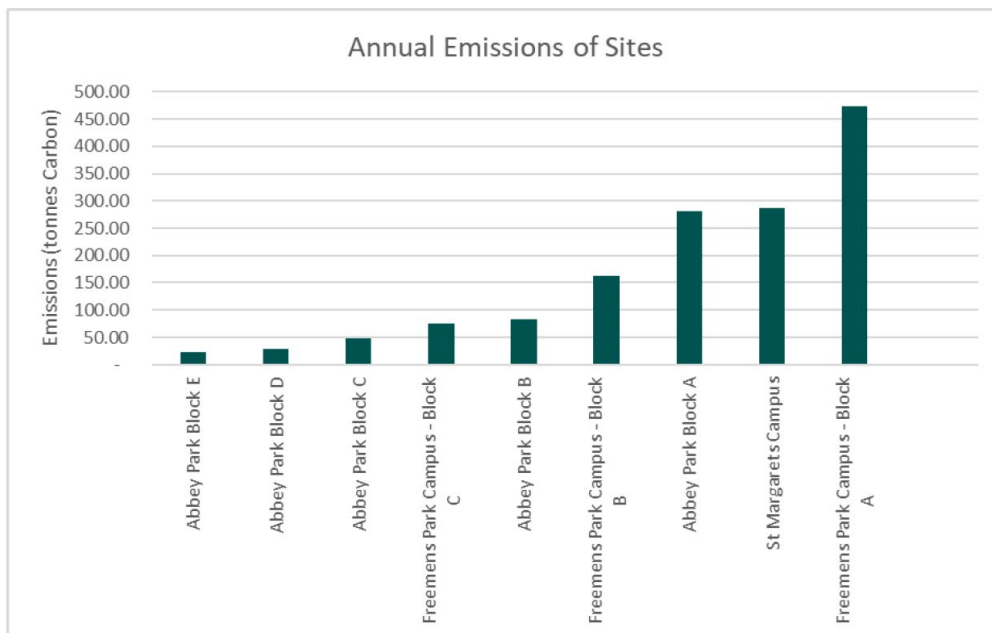




KPI SCOPE WASTE	
•	Reduce waste to landfill to 5% from current level of 7%
•	100% of waste now diverted from Landfill

10. ENERGY BENCHMARKING

10.1. Across the College estate there is a broad variation in terms of emissions. Freeman’s Block A uses the most energy despite not being the largest in terms of Net Internal Floor Area (both Abbey Block A and St Margaret’s are slightly larger). The older building and heating systems are resulting in this campus having higher carbon intensities as can be witnessed in the chart below.



11. AOC ROADMAP

11.1. The College continues to progress along the Association of Colleges (AoC) Roadmap, firmly establishing itself in the established category with the aim of being a leading institution. The Roadmap itself can be found in the Appendix. The AoC is reviewing the roadmap; some of the components of the map are not currently achievable by colleges.

12. LEICESTER CLIMATE PARTNERSHIP

12.1. Alongside 17 other City based organisations the College is a founding member of Leicester Climate Partnership. To date five meetings have occurred and the outline of work programme has been established with the following work themes:

1. Sharing knowledge on decarbonisation
2. Skills workforce training
3. Procurement – focusing on food procurement
4. Energy networks and grid capacity
5. Communications and engagement
6. Education and research
7. Adaptation and nature recovery.

13. DECARBONISATION PLAN

13.1. In 2022 the College was successful in bidding for £25,000 of SALIX funding to formulate a Decarbonisation Plan. This plan has now been produced.

13.2. The review found that energy usage could be reduced by 59.5%, saving approximately £572,258 and 838.8 tonnes of CO₂e emissions per year. If this residual energy usage was then purchased from a 100% renewable source (ideally REGO or GoO backed, which is currently happening as outlined earlier in report) then Leicester College would be Net Zero Carbon. The cost to achieve this is £6,364,076 ex VAT with some areas representing minimal payback periods.

14. CURRICULUM DELIVERY

14.1. The Sustainability Curriculum working group supports the whole organisational approach to sustainability, one of the College's core values. The College is committed to improving the environmental and sustainable performance of the organisation in all areas, raising awareness, and ensuring best practice. The working group drives the sustainability work within the curriculum and reports to the College Sustainability Committee; members include a cross section of College staff and students. A team of Sustainability Ambassadors were appointed for the academic year 2022/23 to promote practical sustainability awareness within the curriculum.

14.2. The Sustainability curriculum working group has established several key actions over the next three academic years:

- Continue to investigate and develop specific learning programmes within the green sector (on going).
- Provide generic sustainability awareness training to all staff as part of the mandatory professional development (in place).
- Deliver specific sustainability training for curriculum staff to support the embedding of environmental awareness within specific subject areas (in progress).
- Embed sustainability awareness training for students within the Personal Development programme (in place).
- Support the AoC aim to ensure that every Study Programme will include a climate module by 2024/25.
- Continue to develop a network of external relationships with relevant organisations to share resources and provide a platform for shared experiences (key external relationships established – work will begin on applying for the national ‘Eco Schools’ Green Flag award).
- Collate, develop, and promote examples of good practice across the organisation to share, using the ETF mapping and audit tool, to develop a ‘green’ curriculum (to be developed).
- Implement a student sustainability competition, with rewards, to promote environmental and sustainability projects as good practice (to be developed via AoC Green Sports Ambassador programme).
- Promote specific qualifications for staff to become ‘carbon literate’ (in place)
- Support the local authority aim to become ‘carbon zero’ by 2030, through effective communication, particularly around the use of public transport for students and staff (on going).

14.3. The Sustainability Ambassadors have met regularly and collectively worked together since appointment in January 2023. The role will be extended for the next academic year, with a focus on the achievement of the Eco Schools Green Flag award, to provide national recognition for the College.

15. DIGITAL SUSTAINABILITY

15.1. Considerable efforts have been made to improve the College’s digital sustainability including:

- Digital Signage – Signage screens has been installed reducing the need to print and sticking large posters around various campuses. It also helps in providing the most up to date information to the College community instantly and in an engaging way.
- Printers – The College has reduced the overall count of printers from 133 to 74 across all sites. The new printers are more energy efficient thereby saving costs on electricity and in reducing e-waste at the end of the contract. Reducing the devices will also help staff take a more digital approach and reduce use of paper-based printing. The College is already making financial savings as a result.
- The College now predominantly uses MS Teams as its form of communication which has a lower carbon footprint than messages sent via

email and also reduces the amount of cross-college face to face meetings that are required.

15.2. The College's website is being reformed to incorporate a reduced carbon footprint.

16. OBJECTIVES FOR 2023/24

16.1. Objectives for the coming year are set out below:

- Continue progress with the AoC sustainability roadmap.
- Ensure Aeronautical Development completed to BREEAM Very Good Standards.
- Work with Aquafund UK to reduce water consumption.
- Drive through CO2 emission reductions through careful management of the Building Management Systems across College.
- Explore PPA agreement involving the installation of PV Cells on roofs of Freehold buildings.
- Commission an external audit of ESG.
- Explore SALIX grant funding opportunities.
- Produce an annual streamlined carbon usage report and ensure visibility.
- Obtain annual Display Energy Certificates (DECs) for buildings and act on any findings.
- Reduce waste tonnage produced by the College and increase the amount diverted from landfill.
- Work with local partners on delivering the Net Zero agenda. Lead Sub-Group on Sustainable Food Procurement.
- Continue to increase the amount of meat free alternatives in College.
- Help to embed Sustainable Development Goals within curriculum delivery.
- Complete out of hours energy audits.
- Develop staff training in Sustainability.

PROGRESS WITH ASSOCIATION OF COLLEGES ROADMAP

